

Professional & High Quality



OLYMPUS ABRASIVES



PEGASUS
HIGH PERFORMANCE ABRASIVES

CUTTING

GRINDING

POLISHING

CLEANING



Product Catalogue






www.abrasives.com.gr

Cutting & Grinding Wheels

Information

MAX Running Speed

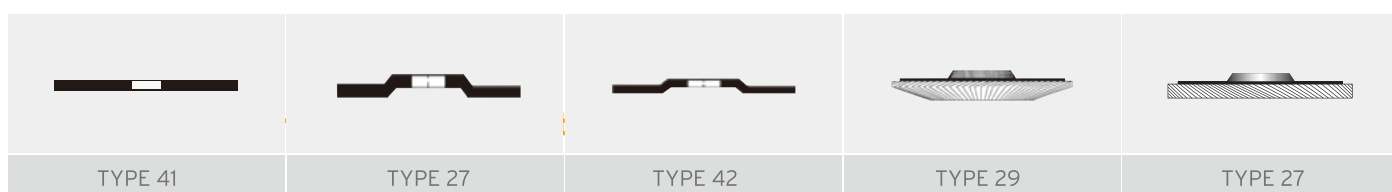
In order to meet the standard of EN12413, the Max running speed is showed on products' label and package with different Color bars.

Max Speed	Color Bar	Area Using
50 M/S		Adjustable speed Tool Ma
63 M/S		Adjustable speed Tool Ma
70 M/S		Asia Market
80 M/S		Europe,America,Africa, South America
100 M/S		Pneumatic Tool Mar

Shape Specification System

The symbol of the drawing show

D=Diameter X T=Thickness X H=center hole D X T X H for example(115x1x22)



Mouth Protection



Wear Gloves



Eye Protection



Ear Protection



Read Instruction



Not For Side Grinding



Damaged Wheel

Installation System

Installation system plays a decisive role on the safety in the safe usage of PEGASUS tools.

It is important to fasten the abrasive tools,otherwise it may bring danger to you.Two flange plates,which meet the standard of EN60745-2-3: 2007, AS1788.1: 1987 and ANSI B7.1: 2000,must be fastened with products.

INCORRECT

Flanges not in diameter



CORRECT

Flanges equal in diameter



PEGASUS is a member of EN12413

PEGASUS promise to produce superior tools according to the strictest safety standard, and also promise to insist on the safety and quality monitoring persistently.PEGASUS Products with the logo of

EN12413: 2007

EN13743: 2001

Security of grinding

The manufacturer of abrasives and machine tools play a decisive role on the security of grinding.

PEGASUS tools must meet the due security requirements. However, the final decision factor is whether the users operate power tools and abrasives products properly and safely or not.

The dangerous maybe happen even if you think it is under the safety circumstances.

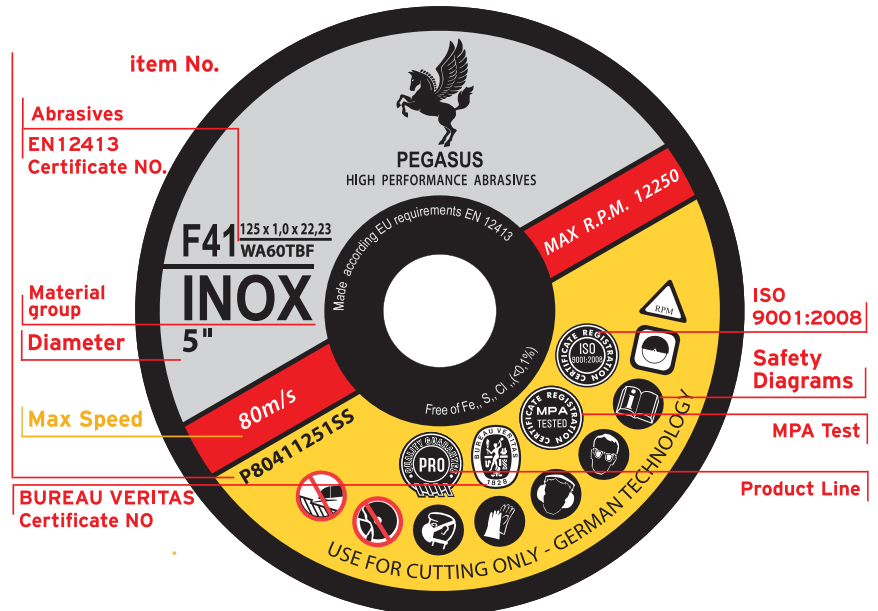
Please operate your tools and abrasive products prudently. And stop using immediately if getting stuck by workpiece or something unusual when cutting.

Cutting Wheels not for grinding .Grinding wheels not for cutting

Cutting & Grinding Wheels

Information

	P	80	41	125	1	SS
	1	2	3	4	5	6
1.	P	(Brand short name) P=PEGASUS				
2.	80	Running speed 80=80M/S 70=70M/S				
3.	41	41=Flat cutting wheels 27=Grinding wheels 42=Depressed centre cutting wheel				
4.	125	Diameter 125=5"				
5.	1	Thickness 1=1,0mm - 1,2mm				
6.	SS	SS=Stainless Steel S=Concrete, Stone M=Steel A=Aluminum, Copper product IN=INOX & Steel				



Cutting Wheels

Identifying nformation

Identification of certificate



Abrasives

	A	60	T	BF	41
	1	2	3	4	5
1	A	■ A = Aluminum Oxide ■ Z = Zirconia alumina ■ C = Silicon carbide ■ ZA = Zirconia alumina & Aluminium Oxide			
2	60	Grain Size of abrasives			
3	T	Hardness Grade According to the ascending order of the alphabet, A-Z from soft to extremely hard.			
4	BF	Bond (Resin Bonded)			
5	41	■ 41=Flat cutting wheels ■ 27=Grinding wheels ■ 42=Depressed centre cutting wheel			

Photo - collection



Photo - collection





OLYMPUS ABRASIVES



PEGASUS

HIGH PERFORMANCE ABRASIVES

CUTTING

GRINDING

POLISHING

CLEANING

Agent Details

Head Office:
Analipseos 57
16562, Ano Glyfada, Greece
Tel. / Fax: +30 210 5153658
www.abrasives.com.gr
E-mail: info@abrasives.com.gr
zaxreb@otenet.gr